
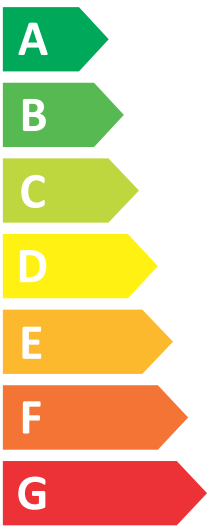


# ENERG

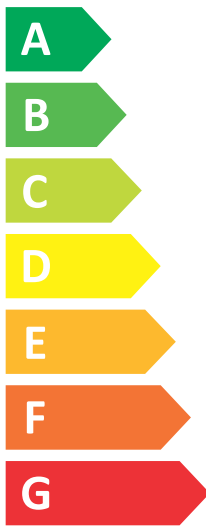


---

**HISENSE**
WD5I1245BBRH




**A**




**A**

---




**177 kWh/100**



**37 kWh/100**


---

**8.0 kg**




**12.0 kg**

**34 L**




**44 L**

**9:55**




**4:00**

---



**ABCDEF**



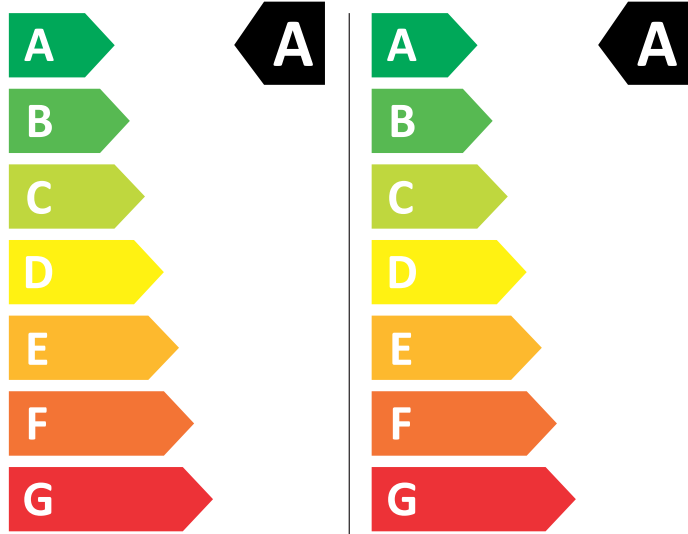
**72 dB**

2019/2014



HISENSE

WD5I1245BBRH



177 kWh/100

37 kWh/100



ABCDEF G

72 dB  
ABCD

2019/2014