



ENERG



HISENSE

WF1I9042BWP2



40 kWh /



9.0 kg



3:48



45 L



ABCDEFG



ABCD


2019/2014



HISENSE

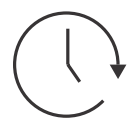
WF1I9042BWP2



40 kWh / 



9.0 kg



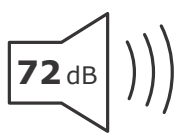
3:48



45 L



ABCDEFG



ABCD

2019/2014