



ENERG



HISENSE

WF1I1142BWL



42 kWh /



11.0 kg



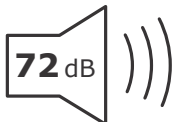
3:59



50 L



ABCDEFG



ABCD


2019/2014



HISENSE

WF1I1142BWL



42 kWh / 



11.0 kg



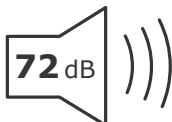
3:59



50 L



ABCDEFG



ABCD

2019/2014