




 **ENERG** 

HISENSE RB440N4GWE

A
B
C
D
E 
F
G

247 kWh/annum

 **98** L  **238** L

 **39** dB
A B **C** D

2019/2016